

HTML, XHTML, and XML

3rd Edition

Tutorial 5

Working with Web Tables

**Thanks to the author of the textbook for providing these
slides. I made slight changes/additions.**

Turgay Korkmaz





Objectives

- Explore the structure of a Web table
- Create headings and cells in a table
- Create cells that span multiple rows and columns
- Create row and column groups
- Add a caption and a summary to a table
- Format a table using HTML attributes



Objectives

- Format a table using CSS styles
- Collapse table borders
- Display page elements in tabular form
- Create a jigsaw layout
- Explore the use of tables for page layout
- Create rounded borders



Tutorial_05/tutorial

Textbook
Pg 272

Initial schedule

KPAF nightly schedule

Listener support

Home Schedule

Listener
Kpaf
620
Radio

KPAF Night

KPAF airs listener
can [Listen Live](#)
schedule.

Time	Monday	Tuesday	Wednesday	Thursday	Friday	Saturday	Sunday
6:00	National News	National News	National News	National News	National News	National News	National News
6:30	Local News	Local News	Local News	Local News	Local News	Local News	Local News
7:00	Opera Fest	Radio U	Science Week	The Living World	Word Play	Agri-Week	Folk Fest
7:30					Brain Stew	Bismarck Forum	
8:00	The Classical Music Connection				Old Time Radio	Saturday Nite Jazz	The Indie Connection
8:30					The Inner Mind		
9:00					Open Mike Nite		
9:30							
10:00	World News Feed	World News Feed	World News Feed	World News Feed	World News Feed	World News Feed	World News Feed

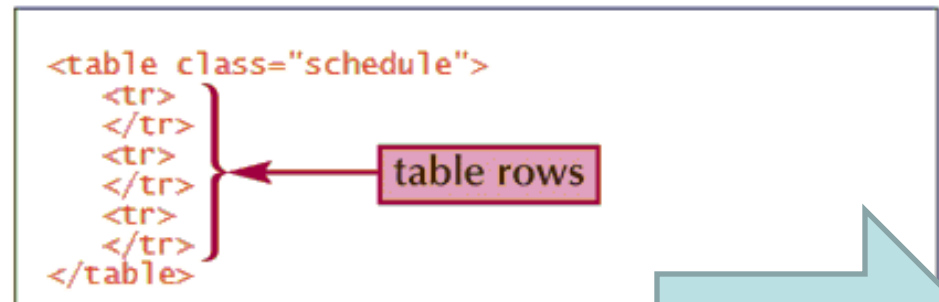


Introducing Web Tables

- Each table in a Web page follows a basic structure consisting of the table element and a collection of table rows nested in the table element

```
<table>
  <tr>
    table cells
  </tr>
  <tr>
    table cells
  </tr>
  ...
</table>
```

- Table dimension: row \times col
- No element to mark column
- Block-level (appear in a new line, float, resize etc)





Introducing Web Tables

table cells

Textbook
Pg 274-276

- **Table headings**, the cells that identify the contents of a row or column, are marked using a `<th>` tag
- **Data cells** are marked with the `<td>` tag and are used for any content that is not considered a heading

```
<table class="schedule">
  <tr>
    <th>Time</th>
    <th>Monday</th>
    <th>Tuesday</th>
    <th>Wednesday</th>
    <th>Thursday</th>
    <th>Friday</th>
    <th>Saturday</th>
    <th>Sunday</th>
  </tr>
  <tr>
    <th>6:00</th>
    <td>National News</td>
    <td>National News</td>
    <td>National News</td>
    <td>National News</td>
    <td>National News</td>
    <td>National News</td>
    <td>National News</td>
  </tr>
  <tr>
    <th>6:30</th>
    <td>Local News</td>
    <td>Local News</td>
    <td>Local News</td>
    <td>Local News</td>
    <td>Local News</td>
    <td>Local News</td>
    <td>Local News</td>
  </tr>
</table>
```

table data cells

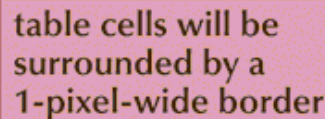
KPAF Nightly Schedule

KPAF airs listener-supported public radio in Bismarck, North Dakota from 5:00 a.m. to 10:30 p.m. can [Listen Live](#) to streaming audio of our broadcast. Please refer below for our current nightly schedule.

Time	Monday	Tuesday	Wednesday	Thursday	Friday	Saturday	Sunday
6:00	National News	National News	National News	National News	National News	National News	National News
6:30	Local News	Local News	Local News	Local News	Local News	Local News	Local News



where *value* is the size of the border in pixels

[illegible]



Spanning Rows and Columns

Time	Monday	Tuesday	Wednesday	Thursday	Friday	Saturday	Sunday
6:00	National News	National News	National News	National News	National News	National News	National News
6:30	Local News	Local News	Local News	Local News	Local News	Local News	Local News

Time	Monday	Tuesday	Wednesday	Thursday	Friday	Saturday	Sunday
6:00	National News						
6:30	Local News						

cells span seven columns



Spanning Rows and Columns

- A **spanning cell** is a single cell that occupies more than one row or one column in the table
- To create a table cell `<th ...>` or `<td ...>` that spans several columns, add the attribute

`colspan="value"`

to the cell, where *value* is the number of columns covered by the cell

- To create a table cell `<th ...>` or `<td ...>` that spans several rows, add the attribute

`rowspan="value"`

to the cell, where *value* is the number of rows covered by the cell



Spanning Rows and Columns

Textbook
Pg 280

Time	Monday	Tuesday	Wednesday	Thursday	Friday	Saturday	Sunday
6:00	National News	National News	National News	National News	National News	National News	National News
6:30	Local News	Local News	Local News	Local News	Local News	Local News	Local News

Time	Monday	Tuesday	Wednesday	Thursday	Friday	Saturday	Sunday
6:00	National News						
6:30	Local News						

cells span seven columns

delete the other
six cells in the
table row

```
<table class="schedule" border="1">
  <tr>
    <th>Time</th>
    <th>Monday</th>
    <th>Tuesday</th>
    <th>Wednesday</th>
    <th>Thursday</th>
    <th>Friday</th>
    <th>Saturday</th>
    <th>Sunday</th>
  </tr>
  <tr>
    <th>6:00</th>
    <td colspan="7">National News</td>
  </tr>
  <tr>
    <th>6:30</th>
    <td colspan="7">Local News</td>
  </tr>
</table>
```

cell spans
seven columns



Spanning Rows and Columns

Textbook
Pg 281-282

Time	Monday	Tuesday	Wednesday	Thursday	Friday	Saturday	Sunday
6:00	National News						
6:30	Local News						
7:00	Opera Fest	Radio U	Science Week	The Living World	Word Play	Agri-Week	Folk Fest
7:30					Brain Stew	Bismarck Forum	

```
<tr>
  <th>6:30</th>
  <td colspan="7">Local News</td>
</tr>
<tr>
  <th>7:00</th>
  <td rowspan="2">Opera Fest</td>
  <td rowspan="2">Radio U</td>
  <td rowspan="2">Science week</td>
  <td rowspan="2">The Living world</td>
  <td>word Play</td>
  <td>Agri-week</td>
  <td rowspan="2">Folk Fest</td>
</tr>
<tr>
  <th>7:30</th>
  <td>Brain Stew</td>
  <td>Bismarck Forum</td>
</tr>
</table>
```



Spanning Rows and Columns

Textbook
Pg 283-284

All times listed in central time

Time	Monday	Tuesday	Wednesday	Thursday	Friday	Saturday	Sunday			
6:00	National News									
6:30	Local News									
7:00	Opera Fest	Radio U	Science Week	The Living World	Word Play	Agri-Week	Folk Fest			
7:30					Brain Stew	Bismarck Forum				
8:00	The Classical Music Connection				Old Time Radio	Saturday Nite Jazz	The Indie Connection			
8:30					The Inner Mind					
9:00					Open Mike Nite					
9:30										
10:00	World News Feed									



Spanning Rows and Columns

Textbook
Pg 283-284

```
<tr>
  <th>7:30</th>
  <td>Brain Stew</td>
  <td>Bismarck Forum</td>
</tr>
<tr>
  <th>8:00</th>
  <td rowspan="4" colspan="4">The Classical Music Connection</td>
  <td>Old Time Radio</td>
  <td rowspan="4">Saturday Nite Jazz</td>
  <td rowspan="4">The Indie Connection</td>
</tr>
<tr>
  <th>8:30</th>
  <td>The Inner Mind</td>
</tr>
<tr>
  <th>9:00</th>
  <td rowspan="2">Open Mike Nite</td>
</tr>
<tr>
  <th>9:30</th>
</tr>
<tr>
  <th>10:00</th>
  <td colspan="4">world News Feed</td>
</tr>
</table>
```



Creating a Table Caption

- To create a table caption, add the caption element directly below the opening `<table>` tag with the syntax

```
<table>
```

```
  <caption>content</caption>
```

```
...
```

```
</table>
```

where *content* is the content of the table caption

```
<caption align="pos">content</caption>
```

pos: top, bottom, left, right (CSS can be used too)



Creating a Table Caption

Textbook
Pg 285

All times listed in central time							
Time	Monday	Tuesday	Wednesday	Thursday	Friday	Saturday	Sunday
6:00	National News						
6:30	Local News						
7:00	Opera	Radio U	Science Week	The Living World	Word Play	Agri-Week	Folk Fest
7:30	Fest				Brain Stew	Bismarck Forum	
8:00	The Classical Music Connection				Old Time Radio	Saturday Nite Jazz	The Indie Connection
8:30					The Inner Mind		
9:00					Open Mike		
9:30					Nite		
10:00	World News Feed						

```
<table class="schedule" border="1">  
  <caption>All times listed in central time</caption>  
  <tr>  
    <th>Time</th>  
    <th>Monday</th>
```



Marking Row Groups

- You can divide a table's rows into **row groups**, in which each group element contains different types of content and can be formatted differently
- A table can have multiple `tbody` row groups, but only one `thead` and one `tfoot` row groups

```
thead {  
  background-color: red;  
tbody {  
  background-color: green;  
}
```

```
<table>  
  <thead>  
    table rows  
  </thead>  
  <tfoot>  
    table rows  
  </tfoot>  
  <tbody>  
    table rows  
  </tbody>  
</table>
```



Marking Column Groups

- Once the table columns have been determined by the browser, you can reference them through the use of **column groups**
- So you can assign a common format/style to all the cells within a given column

```
<colgroup>
```

```
  <col class="column1" />
```

```
  <col class="column2" />
```

```
  <col class="column3" />
```

```
  <col class="a" span="2" />
```

```
</colgroup>
```

```
col.column1 {  
  background-color:  
  red}  
col.column2 {  
  background-color:  
  green}  
col.column3 {  
  background-color:  
  blue}
```



Marking Row and Column Groups

Textbook
Pg 288, 290

```
<table class="schedule" border="1">  
  <caption>All times listed in central time</caption>
```

```
  <thead>  
    <tr>  
      <th>Time<  
      <th>Monda  
      <th>Tuesd  
      <th>Wedne  
      <th>Thurs  
      <th>Frida  
      <th>Satur  
      <th>Sunda  
    </tr>  
  </thead>  
  <tbody>  
    <tr>  
      <th>6:00<  
      <td colspan="7">All times listed in central time</td>  
    </tr>
```

```
<table class="schedule" border="1">  
  <caption>All times listed in central time</caption>  
  <colgroup>  
    <col class="firstCol" />  
    <col class="dayCols" span="7" />  
  </colgroup>
```

col element spans
seven columns

```
  <tr>  
    <th>9:30</th>  
  </tr>  
  <tr>  
    <th>10:00</th>  
    <td colspan="7">world News Feed</td>  
  </tr>  
</tbody>  
</table>
```

We will do styling later

```
col.firstCol {...}  
thead {...}  
table.schedule tbody  
  {...}
```



Adding a Table Summary

Textbook
Pg 291

- The summary attribute allows you to include a more detailed description about the table

```
<table summary="description"> ... </table>
```

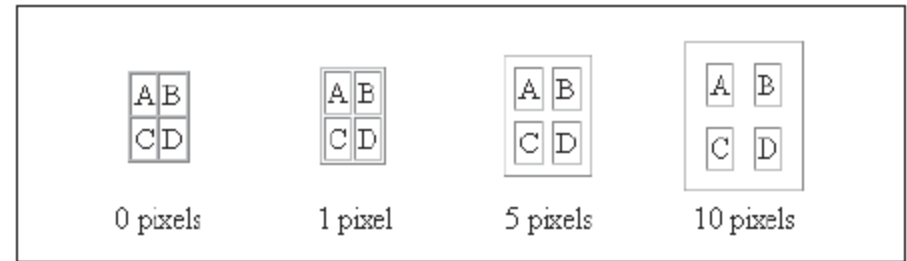
- Like alt textual alternative for the table

```
<table class="schedule" border="1"  
  summary="This table contains the nightly KPAF program schedule aired  
    from Bismarck, North Dakota. Program times are laid out in  
    thirty-minute increments from 6:00 p.m. to 10:00 p.m., Monday  
    through Sunday night.">  
  
  <caption>All times listed in central time</caption>
```



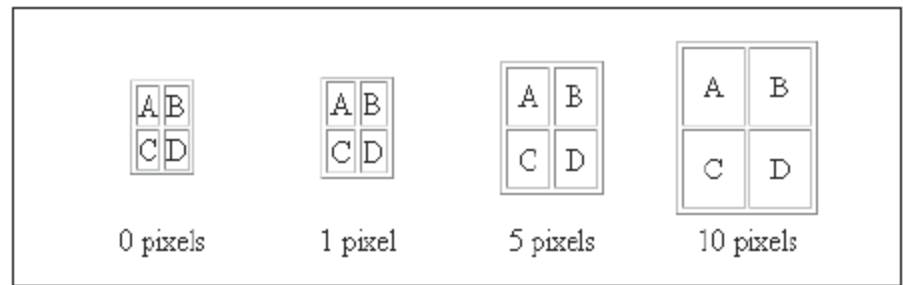
Session 5.2: Formatting Tables with HTML Attributes

- The amount of space between table cells is known as the **cell spacing**



```
<table cellpadding="value"> ... </table>
```

- The **cell padding** is the space between the cell contents and the cell border



```
<table cellpadding="value"> ... </table>
```

border="1"



Formatting Tables with HTML Attributes

Textbook
Pg 294

Time	Monday	Tuesday	Wednesday	Thursday	Friday	Saturday	Sunday
6:00	National News						
6:30	Local News						
7:00	Opera Fest	Radio U	Science Week	The Living World	Word Play	Agri-Week	Folk Fest
7:30					Brain Stew	Bismarck Forum	
8:00	The Classical Music Connection				Old Time Radio	Saturday Nite Jazz	The Indie Connection
8:30					The Inner Mind		
9:00					Open Mike Nite		
9:30							
10:00	World News Feed						

```
<table class="schedule" border="1" cellspacing="3" cellpadding="5"
summary="This table contains the nightly KPAF program schedule aired
from Bismarck, North Dakota. Program times are laid out in
thirty-minute increments from 6:00 p.m. to 10:00 p.m., Monday
through Sunday night.">
```



Formatting Tables with HTML Attributes

- To set the width of the table to a specific value, add the width attribute
`<table width="value"> ... </table>`
`<colgroup width="100" span="7">`
`</colgroup>` width of each of seven is set to 100px
- Many browsers also support the height attribute (but it is not part of HTML spec or supported by XHTML)
`<table height="value"> ... </table>`
- You can use HTML to set the row heights by applying the height attribute (deprecated)
`<tr height="value"> ... </tr>`



Formatting Tables with HTML Attributes

- A **table frame** specifies which sides of the table (or which sides of the table cells) will have borders

```
<table border="value" frame="type"> ...</table>
```

Frame examples

<table><tr><td>A</td><td>B</td><td>C</td></tr><tr><td>D</td><td>E</td><td>F</td></tr><tr><td>G</td><td>H</td><td>I</td></tr></table> frame="above"	A	B	C	D	E	F	G	H	I	<table><tr><td>A</td><td>B</td><td>C</td></tr><tr><td>D</td><td>E</td><td>F</td></tr><tr><td>G</td><td>H</td><td>I</td></tr></table> frame="below"	A	B	C	D	E	F	G	H	I	<table><tr><td>A</td><td>B</td><td>C</td></tr><tr><td>D</td><td>E</td><td>F</td></tr><tr><td>G</td><td>H</td><td>I</td></tr></table> frame="border"	A	B	C	D	E	F	G	H	I
A	B	C																											
D	E	F																											
G	H	I																											
A	B	C																											
D	E	F																											
G	H	I																											
A	B	C																											
D	E	F																											
G	H	I																											
<table><tr><td>A</td><td>B</td><td>C</td></tr><tr><td>D</td><td>E</td><td>F</td></tr><tr><td>G</td><td>H</td><td>I</td></tr></table> frame="box"	A	B	C	D	E	F	G	H	I	<table><tr><td>A</td><td>B</td><td>C</td></tr><tr><td>D</td><td>E</td><td>F</td></tr><tr><td>G</td><td>H</td><td>I</td></tr></table> frame="hsides"	A	B	C	D	E	F	G	H	I	<table><tr><td>A</td><td>B</td><td>C</td></tr><tr><td>D</td><td>E</td><td>F</td></tr><tr><td>G</td><td>H</td><td>I</td></tr></table> frame="lhs"	A	B	C	D	E	F	G	H	I
A	B	C																											
D	E	F																											
G	H	I																											
A	B	C																											
D	E	F																											
G	H	I																											
A	B	C																											
D	E	F																											
G	H	I																											
<table><tr><td>A</td><td>B</td><td>C</td></tr><tr><td>D</td><td>E</td><td>F</td></tr><tr><td>G</td><td>H</td><td>I</td></tr></table> frame="rhs"	A	B	C	D	E	F	G	H	I	<table><tr><td>A</td><td>B</td><td>C</td></tr><tr><td>D</td><td>E</td><td>F</td></tr><tr><td>G</td><td>H</td><td>I</td></tr></table> frame="vsides"	A	B	C	D	E	F	G	H	I	<table><tr><td>A</td><td>B</td><td>C</td></tr><tr><td>D</td><td>E</td><td>F</td></tr><tr><td>G</td><td>H</td><td>I</td></tr></table> frame="void"	A	B	C	D	E	F	G	H	I
A	B	C																											
D	E	F																											
G	H	I																											
A	B	C																											
D	E	F																											
G	H	I																											
A	B	C																											
D	E	F																											
G	H	I																											



Formatting Tables with HTML Attributes

- A **table rule** specifies how the internal gridlines are drawn within the table

`<table border="value" rules="type"> ... </table>`

<table><tr><td>A</td><td>B</td><td>C</td></tr><tr><td>D</td><td>E</td><td>F</td></tr><tr><td>G</td><td>H</td><td>I</td></tr></table> <p>rules="all"</p>	A	B	C	D	E	F	G	H	I	<table><tr><td>A</td><td>B</td><td>C</td></tr><tr><td>D</td><td>E</td><td>F</td></tr><tr><td>G</td><td>H</td><td>I</td></tr></table> <p>rules="cols"</p>	A	B	C	D	E	F	G	H	I	<table><tr><td>A</td><td>B</td><td>C</td></tr><tr><td>D</td><td>E</td><td>F</td></tr><tr><td>G</td><td>H</td><td>I</td></tr></table> <p>rules="groups"</p>	A	B	C	D	E	F	G	H	I
A	B	C																											
D	E	F																											
G	H	I																											
A	B	C																											
D	E	F																											
G	H	I																											
A	B	C																											
D	E	F																											
G	H	I																											
<table><tr><td>A</td><td>B</td><td>C</td></tr><tr><td>D</td><td>E</td><td>F</td></tr><tr><td>G</td><td>H</td><td>I</td></tr></table> <p>rules="none"</p>	A	B	C	D	E	F	G	H	I	<table><tr><td>A</td><td>B</td><td>C</td></tr><tr><td>D</td><td>E</td><td>F</td></tr><tr><td>G</td><td>H</td><td>I</td></tr></table> <p>rules="rows"</p>	A	B	C	D	E	F	G	H	I										
A	B	C																											
D	E	F																											
G	H	I																											
A	B	C																											
D	E	F																											
G	H	I																											



Formatting Tables with HTML Attributes

- By default, browsers
 - horizontally center the contents of table header cells
 - and left-align the contents of table data cells
- To control the horizontal alignment
`align="position"`
 - *left, center, right, justify, char*
- To control the vertical alignment
`valign="position"`
 - *top, middle, bottom, baseline*



Formatting Tables with HTML Attributes

Textbook
Pg 299

Time	Monday	Tuesday	Wednesday	Thursday	Friday	Saturday	Sunday
6:00	National News						
6:30	Local News						
7:00	Opera Fest	Radio U	Science Week	The Living World	Word Play	Agri-Week	Folk Fest
7:30					Brain Stew	Bismarck Forum	
8:00	The Classical Music Connection				Old Time Radio	Saturday Nite Jazz	The Indie Connection
8:30					The Inner Mind		
9:00					Open Mike Nite		
9:30							
10:00	World News Feed						

```
<tbody valign="top">
  <tr>
    <th>6:00</th>
    <td colspan="7">National News</td>
  </tr>
```




FORMATTING TABLES WITH CSS



Formatting Tables with **CSS**

- Starting with CSS2, Cascading Style Sheets included support for Web tables
- CSS will gradually replace the HTML attributes...
- Don't combine CSS and HTML attributes.
- Choose one...
- Let's start with table borders
- First link table.css to your web page

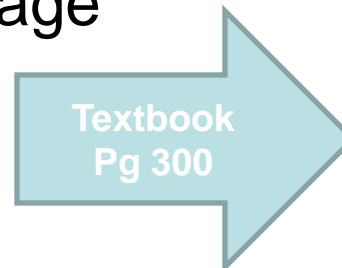




Table Border Styles with CSS

Textbook
Pg 301

- You can apply one set of borders to the Web table itself and another set of borders to the individual cells within the table

```
table.schedule {border: 10px outset rgb(153,0,153)}  
table.schedule th, table.schedule td  
{border: 1px solid gray}
```

All times listed in central time							
Time	Monday	Tuesday	Wednesday	Thursday	Friday	Saturday	Sunday
6:00	National News						
6:30	Local News						
7:00	Opera Fest	Radio U	Science Week	The Living World	Word Play	Agri-Week	Folk Fest
7:30					Brain Stew	Bismarck Forum	
8:00	The Classical Music Connection				Old Time Radio	Saturday Nite Jazz	The Indie Connection
8:30					The Inner Mind		
9:00					Open Mike Nite		
9:30							
10:00	World News Feed						



Table Border Styles with CSS

<table><tr><td>A</td><td>B</td><td>C</td></tr><tr><td>D</td><td>E</td><td>F</td></tr><tr><td>G</td><td>H</td><td>I</td></tr></table>	A	B	C	D	E	F	G	H	I	<table><tr><td>A</td><td>B</td><td>C</td></tr><tr><td>D</td><td>E</td><td>F</td></tr><tr><td>G</td><td>H</td><td>I</td></tr></table>	A	B	C	D	E	F	G	H	I
A	B	C																	
D	E	F																	
G	H	I																	
A	B	C																	
D	E	F																	
G	H	I																	
separate borders	collapsed borders																		



Formatting Tables with CSS

- To define the border model used by the table, apply the table style

`border-collapse: type`

where *type* is **separate** (the default) to keep all borders around cells and the table itself, **separate**, or **collapse** to merge all adjacent borders

- If the separate borders are used, set the space between separated borders by applying the table style

`border-spacing: value`

where *value* is the space between the borders in any of the CSS units of measure (`cellspacing` in HTML)



Formatting Tables with CSS

Reconciling hidden borders

separate borders

A	B	C

collapsed borders

A	B	C

hidden borders take precedence over all other borders

separate borders

A	B	C
D	E	F
G	H	I

collapsed borders

A	B	C
D	E	F
G	H	I

double borders take precedence over solid borders

```
table {border-style: 5px solid red; border-collapse: separate;}
td {border: 5px double blue;}
```

```
table {border-style: 5px solid red; border-collapse: collapse;}
td {border: 5px double blue;}
```




Formatting Tables with CSS

Textbook
Pg 303

```
table.schedule {border: 10px outset rgb(153,0,153); border-collapse: collapse}
table.schedule th, table.schedule td
{border: 1px solid gray}
```

All times listed in central time							
Time	Monday	Tuesday	Wednesday	Thursday	Friday	Saturday	Sunday
6:00	National News						
6:30	Local News						
7:00	Opera Fest	Radio U	Science Week	The Living World	Word Play	Agri-Week	Folk Fest
7:30					Brain Stew	Bismarck Forum	
8:00	The Classical Music Connection				Old Time Radio	Saturday Nite Jazz	The Indie Connection
8:30					The Inner Mind		
9:00					Open Mike		
9:30					Nite		
10:00	World News Feed						



Formatting Tables with CSS

rows, columns and their groups

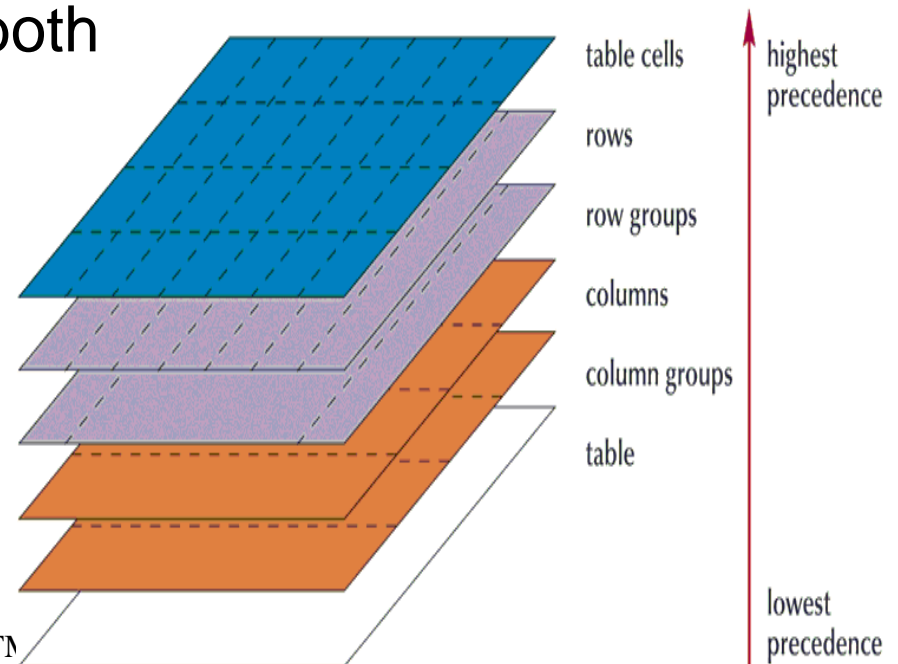
```
table.schedule {font-family: ...}  
table.schedule thead {color: ...}  
table.schedule col.firstCol {color: ...}
```

First cell in the table belongs to both header row and the first column!

Which style should be applied?

Most general rules are overruled by more specific rules

The most general styles are those applied to the entire table





Formatting Tables with CSS

Textbook
Pg 305

```
table.schedule {border: 10px outset rgb(153,0,153); border-collapse: collapse;
font-family: Arial, Helvetica, sans-serif; font-size: 0.7em}
table.schedule th, table.schedule td {border: 1px solid gray; font-family: Arial}
table.schedule thead {color: white; background-color: rgb(203,50,203)}
table.schedule col.firstCol {background-color: rgb(255,255,192)}
```

table font styles

style applied to
thead row group

style applied to
first table column

table cells
rows
row groups
columns
column groups
table

↑ highest precedence
lowest precedence

the Time cell
takes the style
of the header
row rather than
the first column

All times listed in central time

the table caption adopts the font styles of the table

Time	Monday	Tuesday	Wednesday	Thursday	Friday	Saturday			
6:00	National News								
6:30	Local News								
7:00	Opera Fest	Radio U	Science Week	The Living World	Word Play	Agri-Week			
7:30					Brain Stew	Folk Fest			
8:00	The Classical Music Connection				Old Time Radio	Saturday Nite Jazz			
8:30					The Inner Mind				
9:00					Open Mike Nite	The Indie Connection			
9:30									
10:00	World News Feed								

the table caption
adopts the font
styles of the table



Formatting Tables with CSS

width and height of columns and rows

Textbook
Pg 308

widths for the
day columns
are equal

All times listed in central time

Time	Monday	Tuesday	Wednesday	Thursday	Friday	Saturday	Sunday					
6:00	National News											
6:30	Local News											
7:00	Opera Fest	Radio U	Science Week	The Living World	Word Play	Agri-Week	Folk Fest					
7:30					Brain Stew	Bismarck Forum						
8:00	The Classical Music Connection				Old Time Radio	Saturday Nite Jazz	The Indie Connection					
8:30					The Inner Mind							
9:00					Open Mike Nite							
9:30												
10:00	World News Feed											

```
table.schedule col.firstCol
    {background-color: rgb(255,255,192); width: 7%}
table.schedule col.dayCols
    {width: 13%}
```

Setting the height of the table rows

```
table.schedule col.dayCols
    {width: 13%}
table.schedule thead tr {height: 20px}
table.schedule tbody tr {height: 30px}
```




Formatting Tables with CSS

Align data cells

Textbook
Pg 309

table header
row is 20
pixels high

table body
rows are 30
pixels high

All times listed in central time

Time	Monday	Tuesday	Wednesday	Thursday	Friday	Saturday	Sunday
6:00	National News						
6:30	Local News						
7:00	Opera Fest	Radio U	Science Week	The Living World	Word Play	Agri-Week	Folk Fest
7:30					Brain Stew	Bismarck Forum	
8:00	The Classical Music Connection				Old Time Radio	Saturday Nite Jazz	The Indie Connection
8:30					The Inner Mind		
9:00					Open Mike Nite		
9:30							
10:00	World News Feed						

cell text is aligned with
the top of the cell with
5 pixels of padding

```
table.schedule thead tr {height: 20px}
table.schedule tbody tr {height: 30px}

table.schedule tbody td {vertical-align: top; padding: 5px}
```



Formatting Tables with CSS

caption style

Textbook
Pg 310

To position a table caption, apply the style

`caption-side: position` where *position* is top or bottom

All times listed in central time

Time	Monday	Tuesday	Wednesday	Thursday	Friday	Saturday	Sunday
6:00	National News						
6:30	Local News						
7:00	Opera Fest	Radio U	Science Week	The Living World	Word Play	Agri-Week	Folk Fest
7:30					Brain Stew	Bismarck Forum	
8:00	The Classical Music Connection				Old Time Radio	Saturday Nite Jazz	The Indie Connection
8:30					The Inner Mind		
9:00					Open Mike Nite		
9:30							
10:00	World News Feed						

caption is aligned with the top-right corner of the table

```
table.schedule tbody td {vertical-align: top; padding: 5px}
table.schedule caption {caption-side: top; text-align: right}
```




Applying Table Styles to Other Page Elements

Display Style	Equivalent HTML Element
<code>display: table</code>	table (treated as a block-level element)
<code>display: table-inline</code>	table (treated as an inline element)
<code>display: table-row</code>	tr
<code>display: table-row-group</code>	tbody
<code>display: table-header-group</code>	thead
<code>display: table-footer-group</code>	tfoot
<code>display: table-column</code>	col
<code>display: table-column-group</code>	colgroup
<code>display: table-cell</code>	td or th
<code>display: table-caption</code>	caption



Applying Table Styles to Other Page Elements

```
<dl>
  <div>
    <dt>bandwidth</dt>
    <dd>A measure of data transfer speed over
      a network</dd>
  </div>
  <div>
    <dt>HTTP</dt>
    <dd>The protocol used to communicate with
      web servers</dd>
  </div>
</dl>
```

definition list code

```
dl {display: table; border-collapse: collapse;
   width: 300px}

dl div {display: table-row}

dt, dd {display: table-cell; border: 1px solid black;
        vertical-align: top; padding: 5px}
```

table styles

bandwidth	A measure of data transfer speed over a network
HTTP	The protocol used to communicate with Web servers

definition list displayed as table



Session 5.3

Using Tables for Page Layout

Listener supported since 1966

[Home](#) [Schedule](#) [Programs](#) [Music](#) [News](#) [Events](#) [Listen Live](#) [Contact Us](#) [Support KPAF](#)

Listener
Kpaf
620
Radio

Sponsored

KPAF Nightly Schedule

KPAF airs listener-supported public radio in Bismarck, North Dakota from 5:00 a.m. to 10:30 p.m. You can [Listen Live](#) to streaming audio of our broadcast. Please refer below for our current nightly schedule.

All times listed in central time

Time	Monday	Tuesday	Wednesday	Thursday	Friday	Saturday	Sunday					
6:00	National News											
6:30	Local News											
7:00	Opera Fest	Radio U	Science Week	The Living World	Word Play	Agri-Week	Folk Fest					
7:30					Brain Stew							
8:00	The Classical Music Connection				Old Time Radio	Saturday Nite Jazz	The Indie Connection					
8:30					The Inner Mind							
9:00					Open Mike Nite							
9:30												
10:00	World News Feed											

Coming up on KPAF

April 11

April 12

April 13

April 14

KPAF - 4300 Magnolia Lane - Bismarck, ND 58504 - (701) 555 - 5611



Using Tables for Page Layout

Textbook
Pg 313-314

Inserting the right_col div element

```
<address>
  KPAF &#183;
  4300 Magnolia Lane &#183;
  Bismarck, ND 58504 &#183;
  (701) 555 - 5611
</address>

</div>

<div id="right_col">
</div>

</body>
```

Rectangle with
rounded box?

Adding styles to create a two-column layout

```
body                {margin: 0px}
#heading            {color: white; background-color: rgb(215, 205, 151);
                    border-bottom: 1px solid rgb(105, 177, 60)}
#page_content       {width: 730px; position: absolute; top: 55px; left: 20px}
#right_col          {width: 200px; position: absolute; top: 55px; left: 770px}
```



Using Tables for Page Layout

Jigsaw table

- The **jigsaw layout** involves breaking up the page content into separate table cells that are then joined together like pieces in a jigsaw puzzle

The

Park

City

Sporting

News



Local Woman Wins Marathon

Park City native, **Laura Blake**, won the 27th Front Range Marathon over an elite field of the best long distance runners in the country. Laura's time of 2 hr. 28 min. 21 sec. was only 2 minutes off the women's course record set last year by Sarah Rawlings.



Kathy Lasker and Lisa Peterson finished second and third, respectively. Laura's victory came on the heels of her performance at the NCAA Track and Field Championships, in which she placed second running for Colorado State.

In an exciting race, **Peter Teagan** of San Antonio, Texas, used a finishing kick to win the men's marathon for the second straight year, in a time of 2 hr. 12 min. 34 sec.

Ahead for much of the race, Kyle Wills of Billings, Montana, finished second, when he could not match Teagan's finishing pace. Jason Wu of Oxnier, Colorado, placed third in a very competitive field.

This year's race through downtown Boulder boasted the largest field in the marathon's history, with over 9,000 men and 6,700 women competing. Race conditions were perfect with low humidity and temperatures that never exceeded 85°.

The	Park	City	Sporting	News
 <h3>Local Woman Wins Marathon</h3>				
 <p>In an exciting race, Peter Teagan of San Antonio, Texas, used a finishing kick to win the men's marathon for the second straight year, in a time of 2 hr. 12 min. 34 sec.</p>		<p>Ahead for much of the race, Kyle Wills of Billings, Montana, finished second, when he could not match Teagan's finishing pace. Jason Wu of Oxnier, Colorado, placed third in a very competitive field.</p>		
<p>Kathy Lasker and Lisa Peterson finished second and third, respectively. Laura's victory came on the heels of her performance at the NCAA Track and Field Championships, in which she placed second running for Colorado State.</p>		<p>This year's race through downtown Boulder boasted the largest field in the marathon's history, with over 9,000 men and 6,700 women competing. Race conditions were perfect with low humidity and temperatures that never exceeded 85°.</p>		

table grid



Using Tables for Page Layout Jigsaw table

Textbook
Pg 317-318

Creating a box with rounded corners

<div><div>Coming up on KPAF</div><div>April 11</div><div>April 12</div><div>April 13</div><div>April 14</div></div>	<div><div>Coming up on KPAF</div><div>April 11</div><div>April 12</div><div>April 13</div><div>April 14</div></div>
---	---

jigsaw layout the box as it appears to user

```
table.rounedBox {margin: 5px; border-collapse: collapse}
table.rounedBox td {padding: 0px}
```

```
<div id="right_col">
  <table class="rounedBox">
    <tr>
      <td></td>
      <td></td>
      <td></td>
    </tr>
    <tr>
      <td></td>
      <td></td>
      <td></td>
    </tr>
    <tr>
      <td></td>
      <td></td>
      <td></td>
    </tr>
  </table>
</div>
```

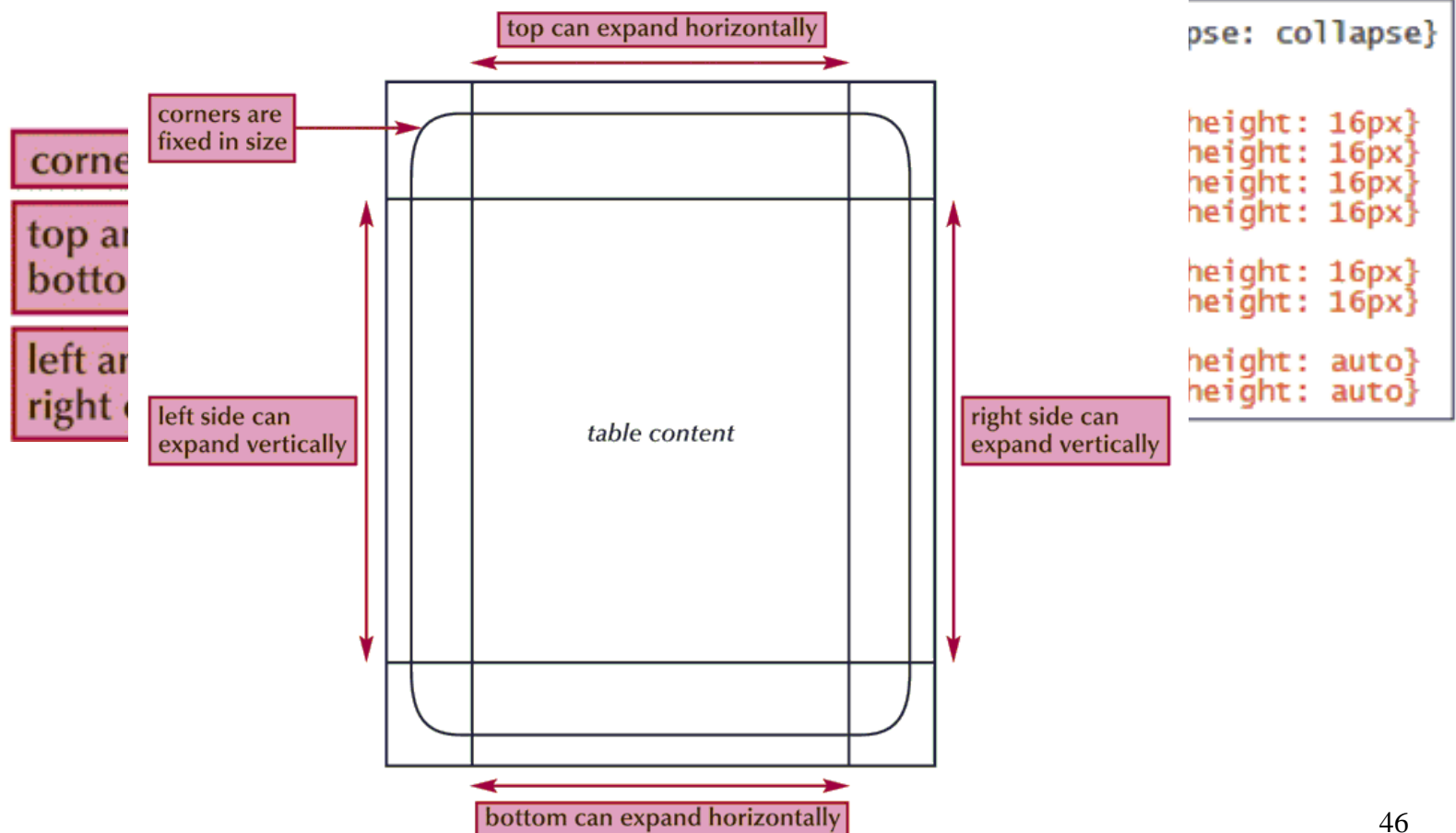
```
<div id="right_col">
  <table class="rounedBox">
    <tr>
      <td class="topLeft"></td>
      <td class="top"></td>
      <td class="topRight"></td>
    </tr>
    <tr>
      <td class="left"></td>
      <td class="boxContent"></td>
      <td class="right"></td>
    </tr>
    <tr>
      <td class="bottomLeft"></td>
      <td class="bottom"></td>
      <td class="bottomRight"></td>
    </tr>
  </table>
</div>
```



Using Tables for Page Layout Jigsaw table

Textbook
Pg 320

Setting cell widths and heights



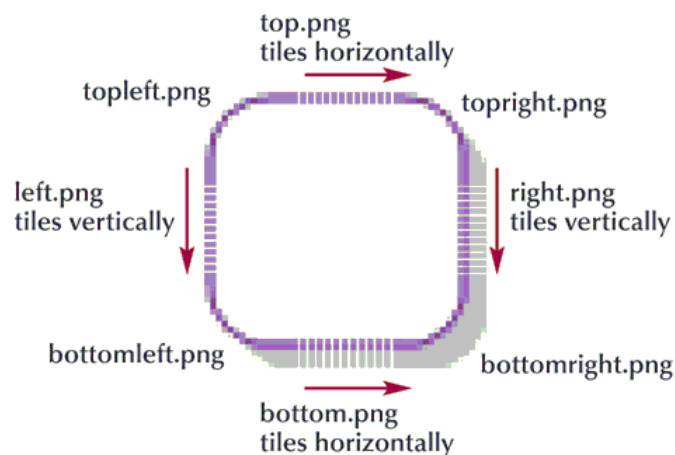


Using Tables for Page Layout

Addingtable rounded border

Textbook
Pg 321

The layout of the eight border images



Setting the background images for the eight corners

```
{margin: 5px; border-collapse: collapse}
td {padding: 0px}
```

```
td.topLeft      {width: 16px; height: 16px}
td.topRight     {width: 16px; height: 16px}
td.bottomLeft   {width: 16px; height: 16px}
td.bottomRight  {width: 16px; height: 16px}
```

```
td.top          {width: auto; height: 16px}
td.bottom       {width: auto; height: 16px}
```

```
table.roundedBox td.left      {width: 16px; height: auto}
table.roundedBox td.right     {width: 16px; height: auto}
```

corners

```
{.topLeft      {background: url(topleft.png) no-repeat top left}
.topRight     {background: url(topright.png) no-repeat top right}
.bottomLeft   {background: url(bottomleft.png) no-repeat bottom left}
.bottomRight  {background: url(bottomright.png) no-repeat bottom right}}
```

top and
bottom sides

```
{.top          {background: url(top.png) repeat-x top}
.bottom       {background: url(bottom.png) repeat-x bottom}}
```

left and
right sides

```
{.left        {background: url(left.png) repeat-y left}
.right       {background: url(right.png) repeat-y right}}
```



Coming Up on KPAF

Textbook
Pg 322

Inserting the sample text

```
<address>
  KPAF &#183;
  4300 Magnolia Lane &#183;
  Bismarck, ND 58504 &#183;
  (701) 555 - 5611
</address>
</div>
<div id="right_col">
  <table class="roundedBox">
    <tr>
      <td class="topLeft"></td>
      <td class="top"></td>
      <td class="topRight"></td>
    </tr>
    <tr>
      <td class="left"></td>
      <td class="boxContent">Coming Up on KPAF</td>
      <td class="right"></td>
    </tr>
    <tr>
      <td class="bottomLeft"></td>
      <td class="bottom"></td>
      <td class="bottomRight"></td>
    </tr>
  </table>
</div>
</body>
```

Insert more content

Textbook
Pg 323

<td class="boxContent">The upcoming programs sidebar

<h1 class="newshows">Co

<ul class="newshows">

<h2 class="newsho

<h3 class="newsho

<p>Peter Thiesen
selections from
music.</p>

<h2 class="newsho

<h3 class="newsho

<p>Excerpts from

<h2 class="newsho

<h3 class="newsho

<p>Novelist Karen
work, <i>Helli

<h2 class="newsho

<h3 class="newsho

<p>Prof. Thomas G
<i>String Theo

<h2 class="newsho

<h3 class="newsho

<p>A panel discus
the <i>Return
in eco-news.<

</td>

| Listener supported since 1966

Home Schedule Programs Music News Events Listen Live Contact Us Support KPAF



KPAF Nightly Schedule

KPAF airs listener-supported public radio in Bismarck, North Dakota from 5:00 a.m. to 10:30 p.m. You can [Listen Live](#) to streaming audio of our broadcast. Please refer below for our current nightly schedule.

All times listed in central time

Time	Monday	Tuesday	Wednesday	Thursday	Friday	Saturday	Sunday
6:00	National News						
6:30	Local News						
7:00	Opera Fest	Radio U	Science Week	The Living World	Word Play	Agri-Week	Folk Fest
7:30					Brain Stew	Bismarck Forum	
8:00	The Classical Music Connection				Old Time Radio	Saturday Nite Jazz	The Indie Connection
8:30					The Inner Mind		
9:00					Open Mike Nite		
9:30							
10:00	World News Feed						

Coming Up on KPAF

April 11 - 14
The Classical Music Connection
Peter Thiesen shares his eclectic selections from the world of classical music.

April 11
Opera Fest
Excerpts from *Turandot* by Giacomo Puccini.

April 12
Radio U
Novelist Karen Graves reads from her latest work, *Hellion of Troy*.

April 13
Science Week
Prof. Thomas Glass from UND discusses *String Theory* and *Spooky Action at a Distance*.

April 14
The Living World
A panel discussion on the *Return of the Electric Car* and the latest in eco-news.



Exploring the Controversy over Table Layouts


- Table layouts are not in the spirit of HTML
 - Use div containers and CSS
- Table layouts are difficult to revise
- Tables take longer to render
- Tables can be code-heavy
- Tables can be inaccessible to users with disabilities

```
<table>
  <tr>
    <th>Time</th>
    <th>Thursday</th>
    <th>Friday</th>
  </tr>
  <tr>
    <th>7:00</th>
    <th colspan="2">The Living World</th>
    <th>Word Play</th>
  </tr>
  <tr>
    <th>7:30</th>
    <th>Brain Stew</th>
  </tr>
</table>
```

HTML table code

Time	Thursday	Friday
7:00	The Living World	Word Play
7:30		Brain Stew

table displayed visually



"... Time ... Thursday ...
Friday ... 7:00 ... The
Living World ... Word
Play ... 7:30 ... Brain Stew ..."

table read by an aural browser
doesn't clearly convey the table
contents



Add another round box

Listener supported since 1966

[Home](#) [Schedule](#) [Programs](#) [Music](#) [News](#) [Events](#) [Listen Live](#) [Contact Us](#) [Support KPAF](#)

Listener

Kpaf

620

Radio

Sponsored

KPAF Nightly Schedule

KPAF airs listener-supported public radio in Bismarck, North Dakota from 5:00 a.m. to 10:30 p.m. You can [Listen Live](#) to streaming audio of our broadcast. Please refer below for our current nightly schedule.

All times listed in central time

Time	Monday	Tuesday	Wednesday	Thursday	Friday	Saturday	Sunday
6:00	National News						
6:30	Local News						
7:00	Opera Fest	Radio U	Science Week	The Living World	Word Play	Agri-Week	Folk Fest
7:30					Brain Stew	Bismarck Forum	
8:00	The Classical Music Connection				Old Time Radio	Saturday Nite Jazz	The Indie Connection
8:30					The Inner Mind		
9:00					Open Mike Nite		
9:30							
10:00	World News Feed						

On the Air Now

Folk Fest

Featuring the best of traditional and contemporary folk music

Coming Up on KPAF

April 11 - 14
The Classical Music Connection
Peter Thiesen shares his eclectic selections from the world of classical music.

April 11
Opera Fest
Excerpts from *Turandot* by Giacomo Puccini.

April 12
Radio U
Novelist Karen Graves reads from her latest work, *Hellion of Troy*.

April 13
Science Week
Prof. Thomas Glass from UND discusses *String Theory and Spooky Action at a Distance*.

April 14
The Living World
A panel discussion on the *Return of the Electric Car* and the latest in eco-news.

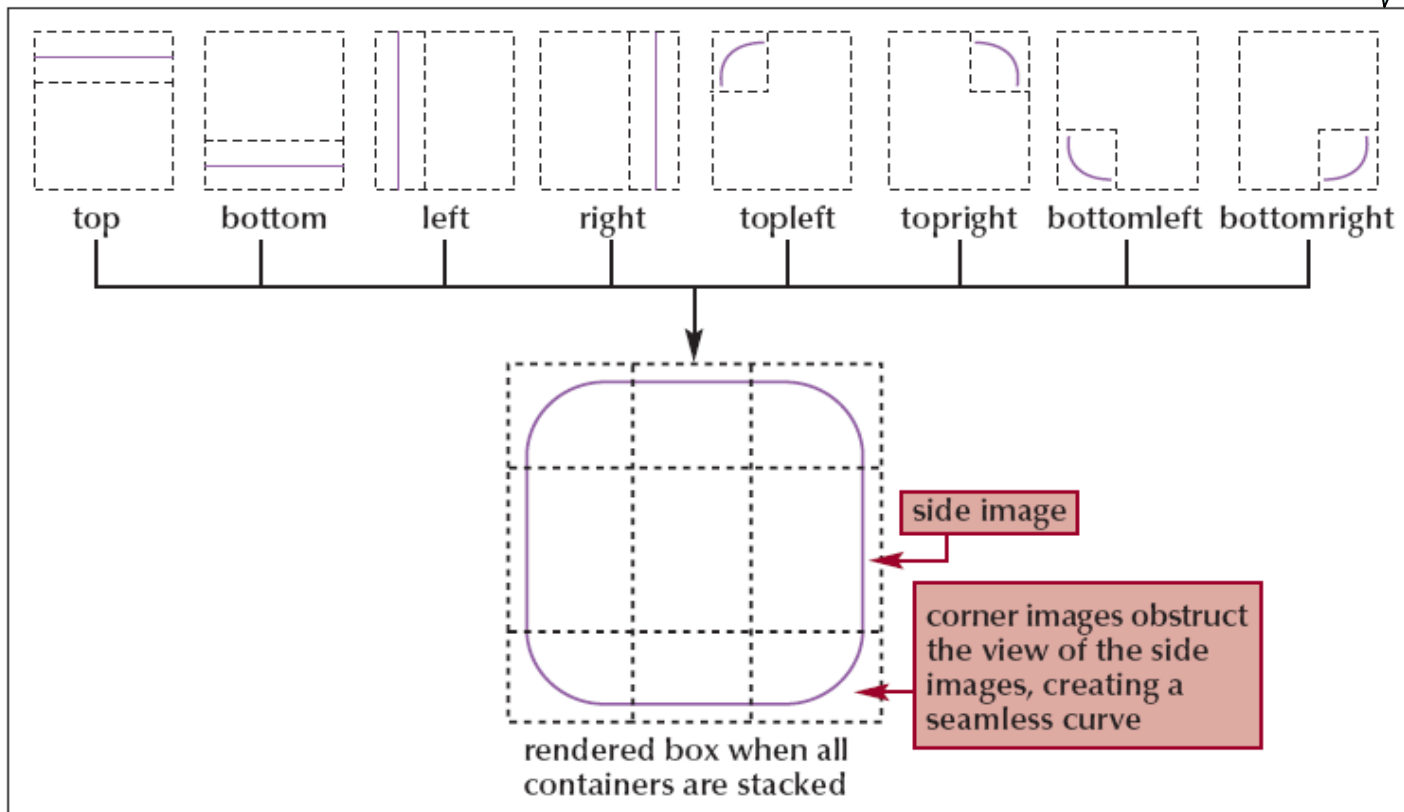
KPAF - 4200 Magnolia Lane - Bismarck, ND 58504 - (701) 555 - 5611



Creating a Rounded Box Using div Containers

CSS ?

Creating a rounded border using nested div elements





Creating a Rounded Box Using div Containers

Textbook
Pg 327-8-9

```
<div id="right_col">
```

```
  <div class="roundedBox">
```

```
    <div class="top"><div class="bottom">
```

```
      <div class="left"><div class="right"> . . .
```

```
      <div class="topLeft">
```

```
      <div class="topRight">
```

```
    <div class="boxContent">
```

```
  </div>
```

```
</div> .topLeft
```

```
</div> .topRight
```

```
</div> .bottomL
```

```
</div> .bottomR
```

```
<table> .top
```

```
<tr> .bottom
```

```
<td> .left
```

```
<td> .right
```

```
</table>
```

```
div.roundedBox {margin: 5px; position: relative}
```

```
div.boxContent {padding: 16px}
```

```
<div class="roundedBox">
```

```
  <div class="top"><div class="bottom">
```

```
    <div class="left"><div class="right">
```

```
      <div class="topLeft"><div class="topRight">
```

```
      <div class="bottomLeft"><div class="bottomRight">
```

```
    <div class="boxContent">
```

```
      <h1 class="newshows">On the Air Now</h1>
```

```
      <h2 class="newshows">Folk Fest</h2>
```

```
      <p class="newshows">Featuring the best of traditional  
        and contemporary folk music</p>
```

```
    </div>
```

```
  </div></div></div></div>
```

```
</div></div></div></div>
```

```
</div>
```

```
{background: url("right.png") repeat-y right}
```




Creating a Rounded Box Using div Containers

Listener supported since 1966

[Home](#) [Schedule](#) [Programs](#) [Music](#) [News](#) [Events](#) [Listen Live](#) [Contact Us](#) [Support KPAF](#)

Listener

Kpaf

620

Radio

Sponsored

Can we automatically insert the current program on the air?

KPAF Nightly Schedule

KPAF airs listener-supported public radio in Bismarck, can [Listen Live](#) to streaming audio of our broadcast. For full schedule.

All times listed in central time

Time	Monday	Tuesday	Wednesday	Thursday	Friday	Saturday	Sunday
6:00	National News						
6:30	Local News						
7:00	Opera Fest	Radio U	Science Week	The Living World	Word Play	Agri-Week	Folk Fest
7:30					Brain Stew	Bismarck Forum	
8:00	The Classical Music Connection				Old Time Radio	Saturday Nite Jazz	The Indie Connection
8:30					The Inner Mind		
9:00					Open Mike Nite		
9:30							
10:00	World News Feed						

On the Air Now

Folk Fest

Featuring the best of traditional and contemporary folk music

Coming Up on KPAF

April 11 - 14
The Classical Music Connection

Peter Thlesen shares his eclectic selections from the world of classical music.

April 11
Opera Fest

Excerpts from *Turandot* by Giacomo Puccini.

April 12
Radio U

Novelist Karen Graves reads from her latest work, *Hellion of Troy*.

April 13
Science Week

Prof. Thomas Glass from UND discusses *String Theory* and *Spooky Action at a Distance*.

April 14
The Living World

A panel discussion on the *Return of the Electric Car* and the latest in eco-news.

KPAF - 4200 Magnolia Lane - Bismarck, ND 58504 - (701) 253 - 5611



Summary

- Tables
 - Formatting using HTML
 - CSS styling
- Table Layouts
- Rounded boxes
 - Table
 - Div